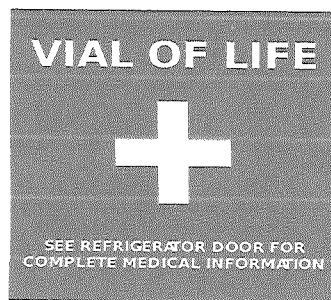


BRING THE VIAL OF LIFE IN TO YOUR HOME


YOUR BASIC MEDICAL INFORMATION CAN SAVE YOUR LIFE

The **VIAL OF LIFE** is a program that allows individuals to have their complete medical information ready in their home for emergency medical personal to reference during an emergency. This program is used to provide the patient's medical information when a patient is not able to speak or remember this information. The **VIAL OF LIFE** program is commonly used by senior citizens but this life saving program can be used by anyone of any age or need. The decals, medical information forms, and other materials are **FREE** from the **BEAVER CREEK TOWNSHIP FIRE DEPT.** The vials and decals can be picked up at the **BEAVER CREEK TOWNSHIP FIRE STATION** at 8972 S Grayling Rd. This program is co-sponsored by the **BEAVER CREEK FIRE DEPT. and WALGREENS of GRAYLING .** If you need further information contact the **BEAVER CREEK FIRE DEPT.** at **989-275 8548.**





VIAL OF LIFE FORM




BEAVER CREEK FIRE DEPT.
8972 S GRAYLING RD.
GRAYLING, MI 49738
PHONE 989-275-8548

NAME		DOB	
ADDRESS		CITY	
ALLERGIES		LIST OF MEDICATIONS AND DOSES	
<input type="checkbox"/> No Known Drug Allergies	<input type="checkbox"/> LATEX		
<input type="checkbox"/> Penicillin	<input type="checkbox"/> SULFA		
<input type="checkbox"/> OTHER			
MEDICAL HISTORY			
<input type="checkbox"/> PT. DENIES	<input type="checkbox"/> HYPERTENTION		
<input type="checkbox"/> SEIZURES	<input type="checkbox"/> DIABETES		
<input type="checkbox"/> HEART	<input type="checkbox"/> STROKE		
<input type="checkbox"/> COPD	<input type="checkbox"/> OTHER		
<input type="checkbox"/> CANCER- TYPE			
EMERGENCY CONTACT NAMES AND NUMBERS			

HOW TO SET UP YOUR VIAL OF LIFE KIT

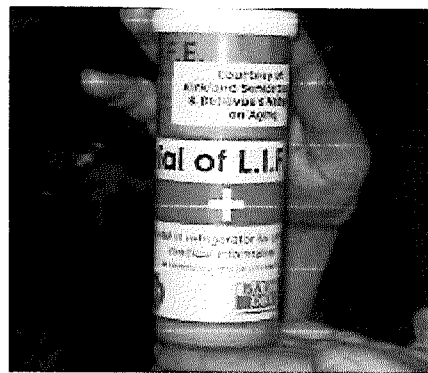
1) FILL OUT THE VIAL OF LIFE FORM

- a. Fill out the **VIAL OF LIFE** form as complete as possible.
- b. If more copies are needed, call the fire dept or come in and we will make sure you have them so your medical history is up to date.



2) PREPARE YOUR PLASTIC VIAL

- a. Place the **VIAL OF LIFE** sticker around the bottle. (As shown in the picture.)
- b. Fold the completed **VIAL OF LIFE** form and place it inside the vial. Put the top on the vial.

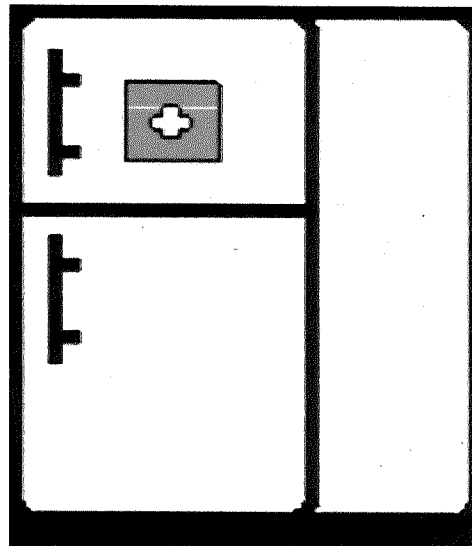


3) PLACE PLASTIC VIAL IN FREEZER

Place the vial on top shelf inside the freezer door closest to the handle (in the corner).

4) PLACE OF MAGNET

Place the magnet on front of freezer at eye level. This lets your local first responders know that you have a **VIAL OF LIFE KIT**.



THANKS TO THE VIAL OF LIFE, FIRST RESPONDERS WILL HAVE ALL THE MEDICAL INFORMATION THEY NEED TO BEST TREAT YOU.....

**SPONSORED BY
BEAVER CREEK FIRE DEPT.
WALGREENS IN GRAYLING**